



2023-2024

CROWLEY INDEPENDENT SCHOOL DISTRICT



Meadowcreek Elementary Quality Report

Comprehensive Accountability System

Metrics that Matter to our Community

DISTRICT-ASSIGNED SCHOOL QUALITY RATING **TBD**

2023-2024 ACADEMICS

3RD GRADE MATH

Approaches	Meets	Masters
65%	35%	9%

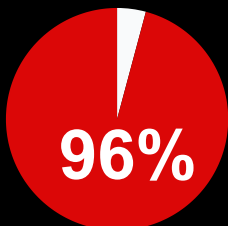
5TH GRADE READING (Board Goal) ★

Approaches	Meets	Masters
58%	29%	12%

TEA Rating: TBD
Baseline Year 2023

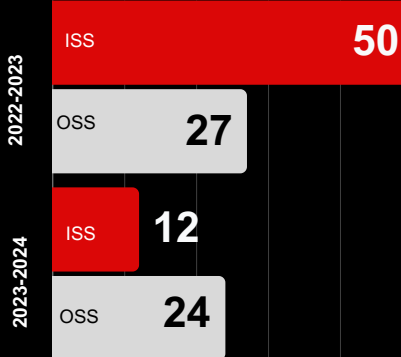
Positive Student BEHAVIOR **5**

★ (Board Goal)
% of students with no OSS



Student DISCIPLINE

Discipline Incidents



● In-school suspension ● Out-of-school suspension

Student ENROLLMENT



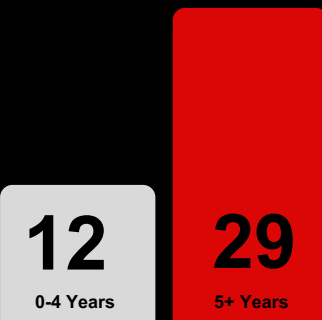
TEACHER Information **5**

Teacher-to-Student Ratio



1:22
Teacher Student

Teacher Tenure



41 TEACHERS ON CAMPUS

STUDENT SUPPORTS **5**

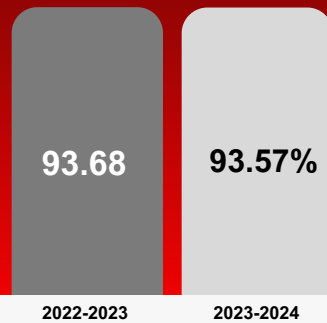
SOCIAL EMOTIONAL LEARNING SUPPORTS

Counselors	✓
SEL Specialists	✓
Interventionists	✓

AFTER SCHOOL PROGRAMS

21st Century (ACE)	
Clayton Youth Enrichment	✓
Tutorials	✓

Attendance PERCENTAGE **4**



Parent and Student ENGAGEMENT OPPORTUNITIES

PARENT INVOLVEMENT **5**
• PTA • All Pro Dads • Grandparents/Parents Day

STUDENT CLUBS **5**

- Book Club
- Cheer
- Softball
- Football
- Soccer
- Bucket Drumming
- Choir
- STEM for Boys
- STEM for Girls



Campus COMMUNICATION

SOCIAL MEDIA **TEXTS/CALLS**

WEBSITE **NEWSLETTERS**

SKYWARD GRADES

SCHOOL ENVIRONMENT





2023-2024

CROWLEY INDEPENDENT SCHOOL DISTRICT



Meadowcreek Elementary Quality Report

Comprehensive Accountability System



Crowley ISD School Board

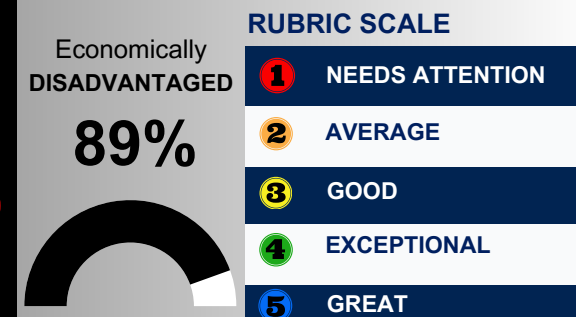
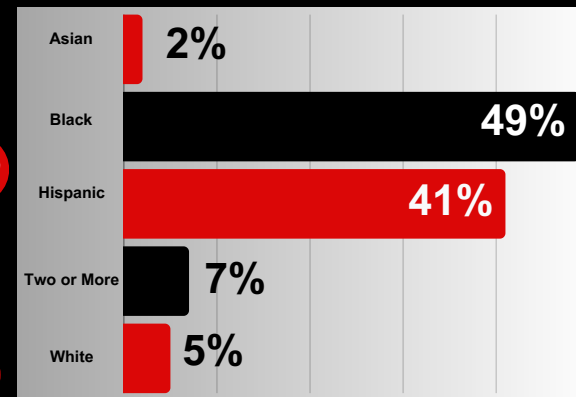
Our aspiration in Crowley ISD is to ensure that all students have access to a GREAT SCHOOL and are provided excellent educational experiences so that they achieve their full potential. When our students graduate from Crowley ISD, they will leave with more than a diploma. They will leave with choices and opportunities. We designed this School Quality Report (SQR) to highlight metrics that matter and to share with our community the areas of progress, the areas of opportunity, and the comprehensive quality of each school in Crowley ISD. This SQR is our effort to increase transparency by synthesizing the quantitative metrics with qualitative parent voices to provide a complete assessment of school quality.

“Meadowcreek is a warm and inviting place for my children. The staff greets you with a smile and they really have poured a lot into my 4 children.”
Meadowcreek Parent

“Meadowcreek is more than just a place to work for me. It's where I grow alongside my students everyday.”
Hannah, Meadowcreek Teacher

“I love coming to school every day! My teachers push me to be the best I can be and they know when I am not doing my best, so they push me to do even more. We go on fun field trips to learn new things and get to buy experiences from our PBIS store. I love Meadowcreek!”
Keziah, Meadowcreek Student

CAMPUS DEMOGRAPHICS



Visit <http://crowleyisdtx.org> for more details regarding our rubric.



GRADED ON 2023-2024 DATA

CROWLEY INDEPENDENT SCHOOL DISTRICT

Crowley ISD Quality Report

Comprehensive Accountability System Rubric

Metrics that Matter to our Community

RUBRIC SCALE

- 1** NEEDS ATTENTION
- 2** AVERAGE
- 3** GOOD
- 4** EXCEPTIONAL
- 5** GREAT

FINANCE FUND BALANCE

- 1** Less than 9%
- 2** 10-14%
- 3** 14-17%
- 4** 18-19%
- 5** 20%

GRADUATION RATE

- 1** 89% or less
- 2** 89-90%
- 3** 90-92%
- 4** 93-94%
- 5** 95% or greater

DISTRICT-ASSIGNED SCHOOL QUALITY RATING

- 1** F
- 2** D
- 3** C
- 4** B
- 5** A

TEACHER INFORMATION

Total # of 5 plus year teachers divided by the total # of teachers to get the percentage

- 1** 10-19%
- 2** 20-38%
- 3** 39-48%
- 4** 49-59%
- 5** 60% or greater

College, Career and Military Readiness (CCMR)

- 1** 60-70%
- 2** 71-80%
- 3** 81-90%
- 4** 91-94%
- 5** 95% or greater

SCHOOL ENVIRONMENT

POSITIVE STUDENT BEHAVIOR

ELEMENTARY

- 1** 85 or less
- 2** 86-89
- 3** 90-91
- 4** 92-94
- 5** 95 or greater

SECONDARY

- 1** 69%
- 2** 70-73%
- 3** 74-84%
- 4** 85-91%
- 5** 92% or greater

STUDENT SUPPORTS

ELEMENTARY

- 1** 1 out of 6
- 2** 2 out of 6
- 3** 3 out of 6
- 4** 4 out of 6
- 5** 5 out of 6

SECONDARY

- 1** 2 or less
- 3** 3 out of 6
- 5** 4 out of 5

ATTENDANCE PERCENTAGE

ELEMENTARY

- 1** 85% or less
- 2** 86-89%
- 3** 90-92%
- 4** 93-94%
- 5** 95% or greater

SECONDARY

- 1** 69%
- 2** 70-73%
- 3** 74-84%
- 4** 85-91%
- 5** 92% or greater

PARENT AND STUDENT ENGAGEMENT OPPORTUNITIES

Parent Involvement

- 1** 0 **5** 2 or more
- 2** 1

Student Clubs

- 1** 0 **5** 5 or more
- 2** 1 **3** 3-4

REFER TO SECONDARY RATINGS FOR DISTRICT

Visit <http://crowleyisdtx.org> for more details

